



ITP-500

EN50155 IP67 5x10/100Base-TX Ethernet Switch

ITP-800

EN50155 IP67 8x10/100Base-TX Ethernet Switch

The ITP-500 (ITP-800) Series non-managed Fast Ethernet switches provide 5(8)x 10/100Base-TX Fast Ethernet ports. This series of unmanaged Ethernet switches is designed for industrial applications in harsh environments. The ITP-500 (ITP-800) series switches Ethernet ports utilize M12 connectors to ensure tight, robust connections and guarantee reliable operation against environmental disturbances such as vibration and shock. The ITP-500 (ITP-800) series Ethernet switches are compliant with EN 50155, covering operating temperature, power input voltage, surge, ESD, vibration, and shock, thus making these switches suitable for industrial applications in vehicle, rolling stock and railways.

Features

- 8-Port 10/100Base-TX Ethernet Switch (ITP-800)
- 5-Port 10/100Base-TX Ethernet Switch (ITP-500)
- Use M12 connector anti vibration and shock for vehicle, rolling stock, and railway applications
- Supports flow control
- DIN rail or wall mounting installation
- Supports broadcast storm protection
- Supports auto-negotiation and auto-MDI/MDI-X
- Built in 2 bypass port (ITP-800)
- Redundant dual DC input power 12/24/48VDC (8.4~60VDC) (ITP-800)
- DC input power 12/24/48VDC (8.4~60VDC) (ITP-500)
- IP67 grade rugged housing for against water, dust, and oil
- Wide operating temperature -40~75°C (ITP-500-E, ITP-800-E)
- CE, FCC, EN50155 and EN50121-4 for railway certified
- Industrial Grade EMS, EMI, EN61000-6-2, EN61000-6-4 certified

Specifications

IEEE Standard	IEEE 802.3 10Base-T Ethernet IEEE 802.3u 100Base-TX Fast Ethernet IEEE802.3x Flow Control and Back Pressure		
Switch Architecture	Back-plane (Switching Fabric): 1Gbps (ITP-500) Back-plane (Switching Fabric): 1.6Gbps (ITP-800)		
Data Processing	Store and Forward		
Flow Control	IEEE 802.3x flow control, back pressure flow control		
Provides Broadcast Storm Protection	Present		
MAC Address Table	1 K		
Packet Buffer Size	448Kbits		
Network Connector	5x M12 D-code Female (ITP-500) 8x M12 D-code Female (ITP-800) 10/100Base-TX auto negotiation speed Auto MDI/MDI-X function Full/Half duplex Built in 2 bypass port (ITP-800)		
Network Cable	10Base-T: 2-pair UTP/STP Cat. 5e cable EIA/TIA-568 100-ohm (100m) 100Base-TX: 2-pair UTP/STP Cat. 5e cable EIA/TIA-568 100-ohm (100m)		
Protocols	CSMA/CD		
LED	Per unit: Power 1 (Green), Power 2 (Green) (ITP-800) Per unit: Power (Green) (ITP-500) Per port: Link/Active (Green)		
Reverse Polarity Protection	Present for power input		
Overload Current Protection	Present		
Power Supply	Redundant Dual DC 12/24/48V (8.4~60VDC) Input power (ITP-800) DC 12/24/48V (8.4~60VDC) Input power (ITP-500)		
Power	5 Pin Male A-Code M12		
Power Consumption	Input Voltage	ITP-500	ITP-800
	12VDC	0.8W	1.8W
	24VDC	1.0W	2.2W
	48VDC	1.9W	3.4W

Operating Temperature	-10°C~60°C (ITP-500, ITP-800) -40°C~75°C (ITP-500-E, ITP-800-E)	
Operating Humidity	5% to 95% (Non-condensing)	
Storage Temperature	-40°C~85°C	
Housing	IP67 water-proof grade rugged housing, and fanless	
Dimensions	43 x 30 x 206.5 mm (D x W x H) (ITP-500) 39 x 65.1 x 191.5 mm (D x W x H) (ITP-800)	
Weight	260g (ITP-500) 410g (ITP-800)	
Installation Mounting	DIN rail or wall mounting	
MTBF	309,668 Hours (ITP-500) 303,728 Hours (ITP-800) (MIL-HDBK-217)	
Warranty	5 years	
Certification		
EMC	CE	
EMI	FCC, FCC Part 15 Subpart B Class A CE EN 55022 Class A	
Railway Traffic	EN50155, EN50121-4	
Immunity for Heavy Industrial Environment	EN61000-6-2	
Emission for Heavy Industrial Environment	EN61000-6-4	
EMS (Electromagnetic Susceptibility) Protection Level	EN61000-4-2 (ESD) Level 3, Criteria B EN61000-4-3 (RS) Level 3, Criteria A EN61000-4-4 (Burst) Level 3, Criteria B EN61000-4-5 (Surge) Level 3, Criteria B EN61000-4-6 (CS) Level 3, Criteria A EN61000-4-8 (PFMF, Magnetic Field) Field Strength: 300A/m, Criteria A EN 61000-4-11 Voltage Dips EN 61000-4-12	
Safety	UL60950-1 (Pending)	
Shock	IEC 61373	
Freefall	IEC 60068-2-32	
Vibration	IEC 61373	

Application

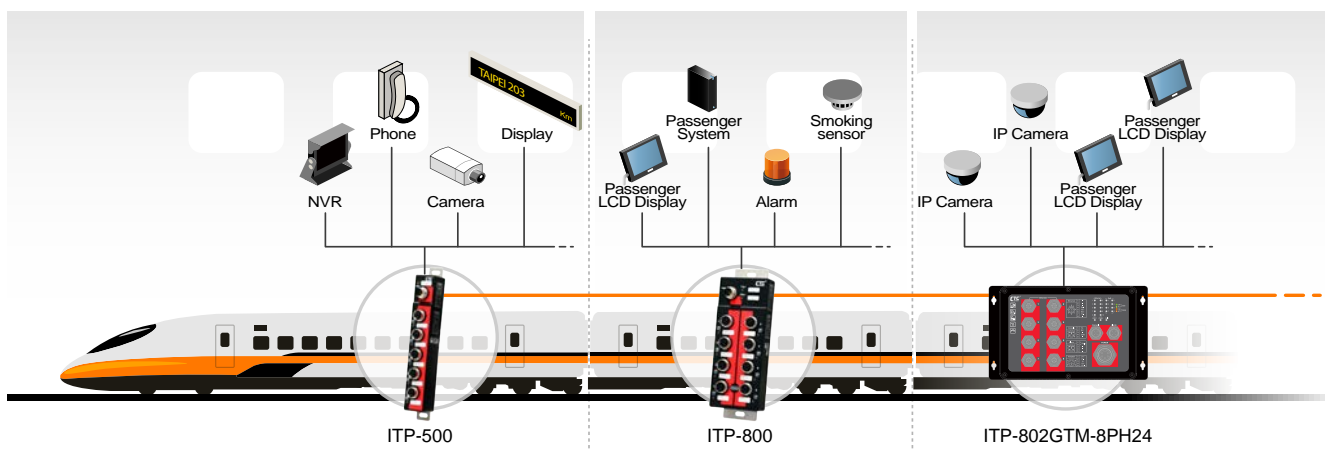


Figure 1 : ITP Series in Railway Application

EN50155 Unmanaged FE Switches



Figure 2 : IP67 Protection



Figure 3 : Wide Range Temperature



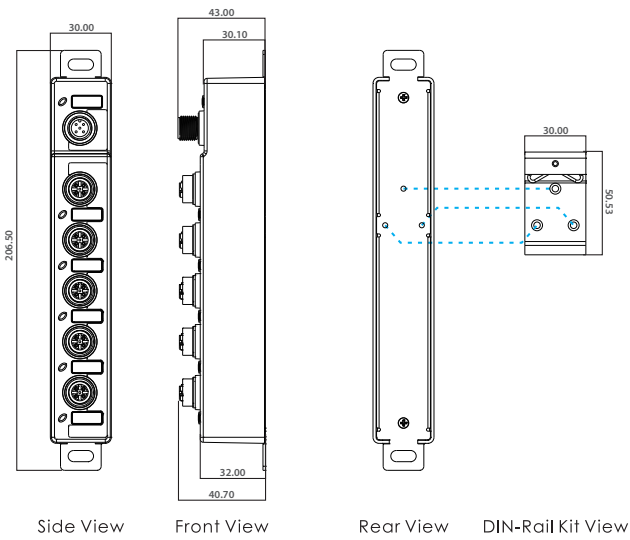
Figure 4 : ITP Series for Industrial Automation



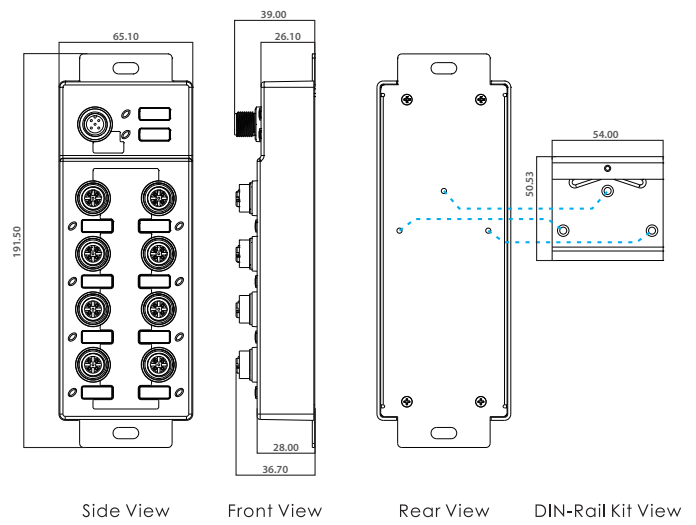
Figure 5 : Slim and Compact Size

Dimensions

ITP-500



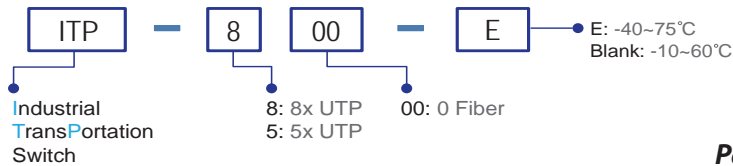
ITP-800



Ordering Information

Model Name	IP67	Total Port	UTP Port M12		Power Supply	Certification				Shock Vibration IEC61373	Operating Temperature
			10/100 Base-TX	12/24/48VDC (8.4~60VDC)		EN50155	EN50121-4	EN61000-6-2 EN61000-6-4	CE FCC		
ITP-500	V	5	5	1	V	V	V	V	V	-10~60 C	
ITP-500-E	V	5	5	1	V	V	V	V	V	-40~75 C	
ITP-800	V	8	8	2	V	V	V	V	V	-10~60 C	
ITP-800-E	V	8	8	2	V	V	V	V	V	-40~75 C	

Model Naming Rule



Optional Accessories

Power Supply

DR-4524	Input 85 ~ 264VAC, Output 24VDC, 48W, -10 ~ +50°C
MDR-40-24	Input 85 ~ 264VAC, Output 24VDC, 40W, -20 ~ +70°C

Package List

- ITP-500 or ITP-800 Switch
- Protective caps for UTP port and power
- Wall mount (bound with switch device)
- DIN rail kit
- Quickly installation guide

M12 Cable

CAB-M12DM4-RJ45

M12 D-code Male (4-Pin) to RJ-45, AWG 24, IP67, 1 meter cable



For UTP Port

CAB-M12AF5-OPEN

M12 A-code Female (5-Pin) to open wire, AWG 22, IP67, 1 meter cable



For Power

M12 Connector

M12D-M4

M12 D-code Male (4-Pin) connector, IP67



For UTP Port

M12A-F5

M12 A-code Female (5-Pin) connector, IP67



For Power